

Research Question

- Mesoscale eddies detected by sea surface height (SSH) fields have been observed to display coherent temperature (SST) structures, which lead to the term of **SSH-SST coherent eddies**. For example,
 - AEs** ----> **SSHA+** ----> **SSTA+**
 - CEs** ----> **SSHA-** ----> **SSTA-**
- However, recent statistics have shown that ~20% eddies are unconventionally **warm CEs and cold AEs** (e.g., Moschos et al., 2022), which refer to the definition of **SSH-SST incoherent eddies**. For example,
 - AEs** ----> **SSHA+** ----> **SSTA-**
 - CEs** ----> **SSHA-** ----> **SSTA+**
- In this study, we focus on proportions and mechanisms of both eddy types in the **North Indian Ocean** to understand air-sea coupling induced by eddies.

Signature of mesoscale eddies on air-sea heat fluxes: strong compensation between SSH-SST coherent and incoherent eddies

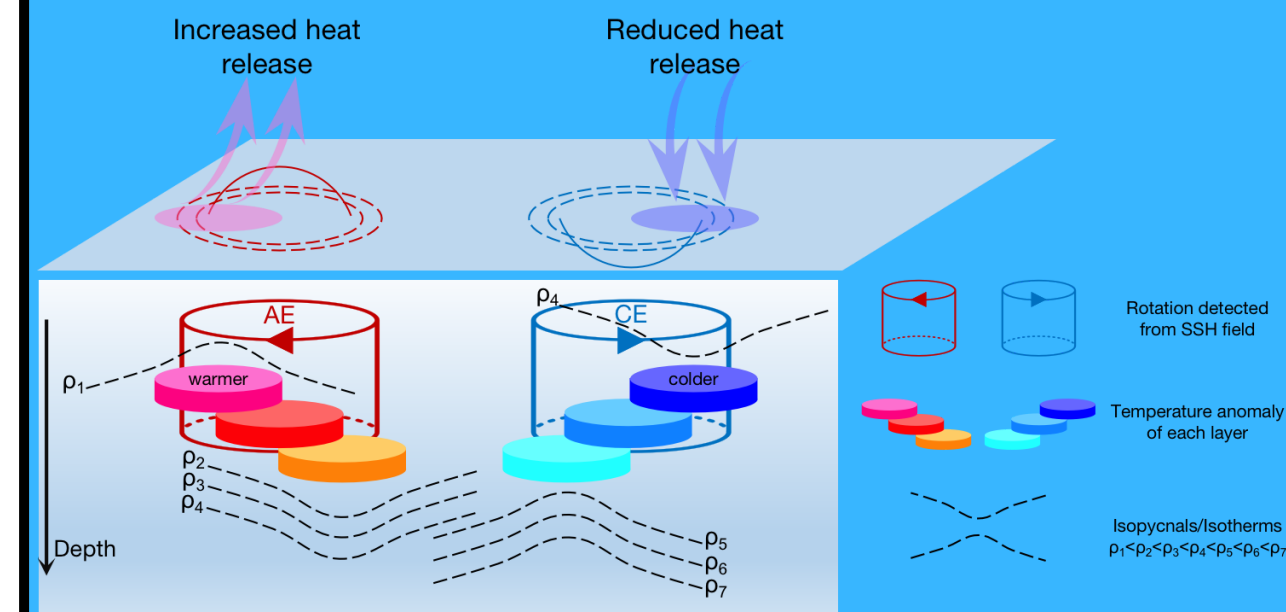
Yanxu Chen and Lisan Yu

Woods Hole Oceanographic Institution

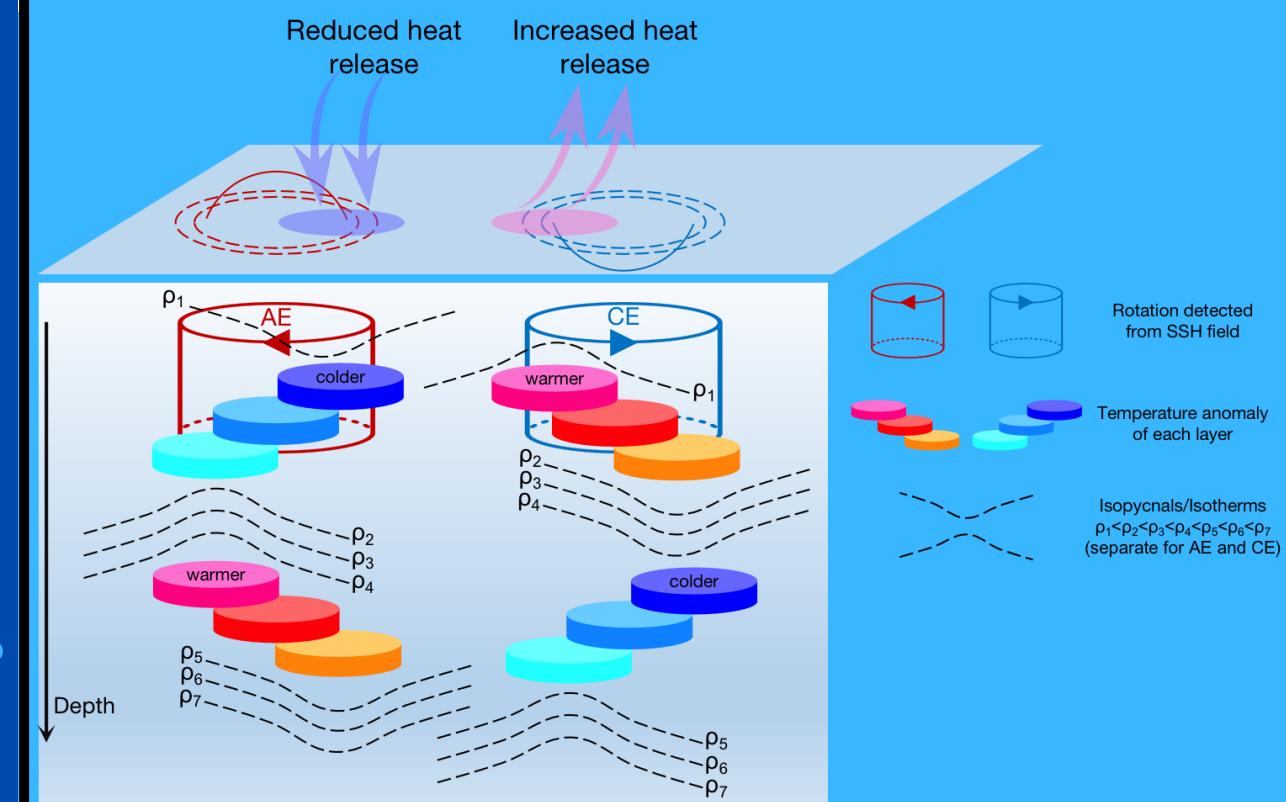
Contact: yanxu.chen@whoi.edu



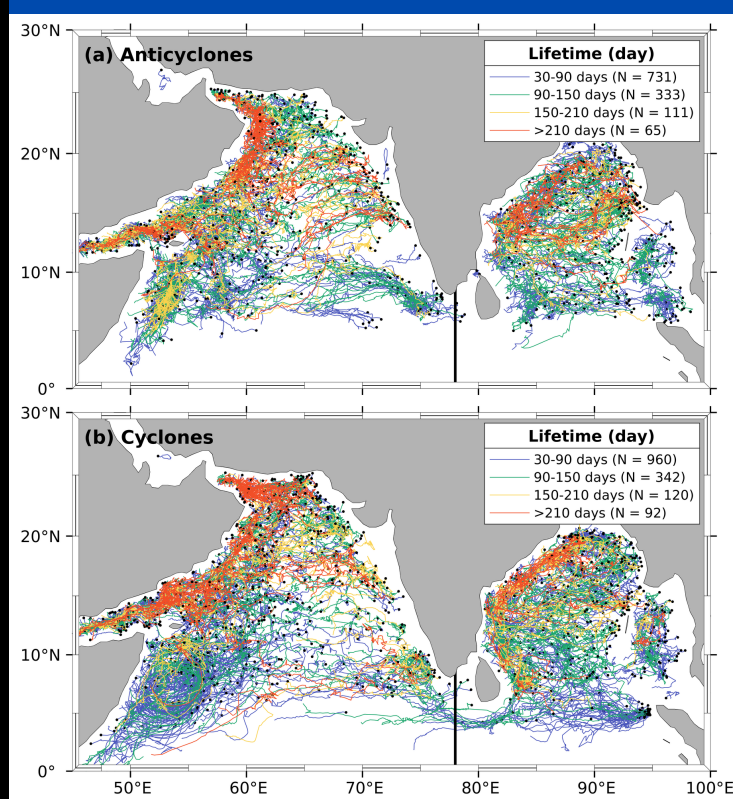
Eddy paradigms



SSH-SST coherent eddies.



SSH-SST incoherent eddies.



Eddy trajectories.

Data and methods

Data:

- The air-sea flux datasets are sourced from **OAFflux2**, the second generation of OAFflux sponsored by NASA's MEaSUREs program (Yu, 2023). These datasets consist of 1/4 degree gridded satellite-derived products, including turbulent heat fluxes, wind and wind stress etc.
- The Mesoscale Eddy Trajectories Atlas (**META3.2 DT**) is derived from the altimetric absolute dynamic topography (ADT) (Pegliasco et al., 2022).

Procedure:

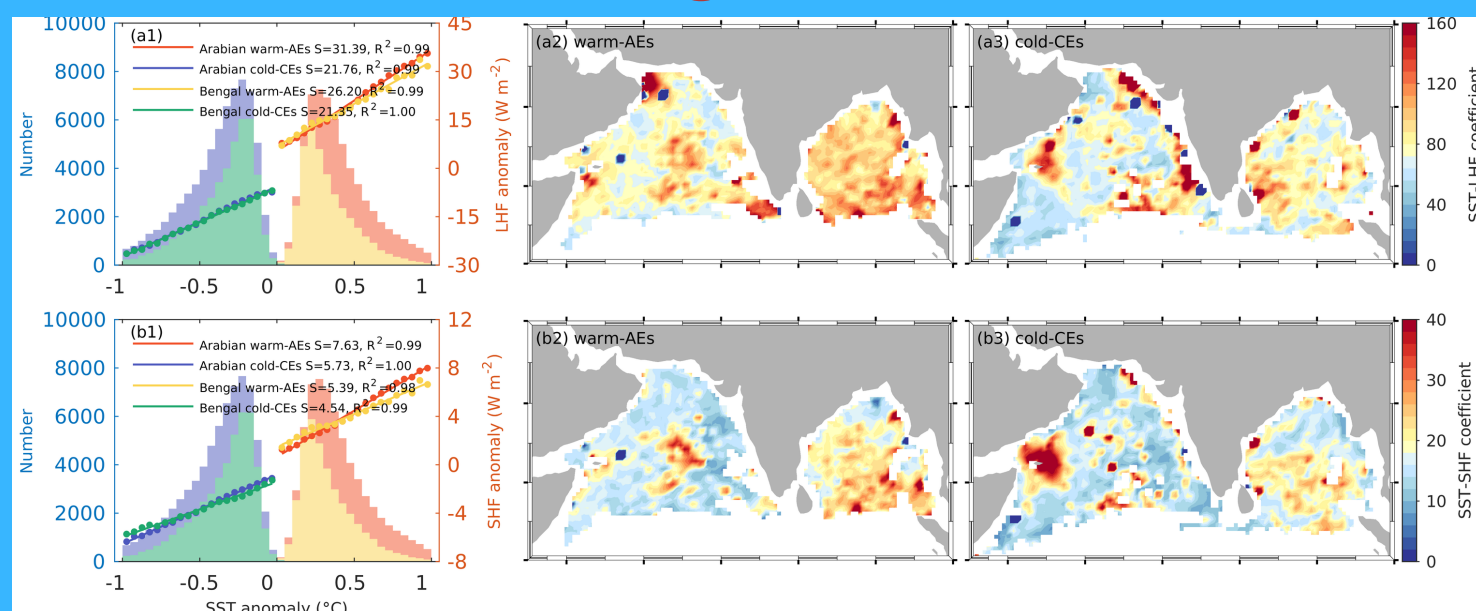
- For time: apply a band-pass Butterworth window to preserve **7-90 days**;
- For space: employ a moving average Hann window to filter spatial scales larger than **600 km**;
- Subtract the large scale from time-filtered maps to obtain anomaly signals of the mesoscale.

Air-sea coupling of SSH-SST coherent and incoherent eddies

Air-sea coupling coefficients (units: W/m²/C)

Arabian Sea warm AEs: 39 cold CEs: 28

Bay of Bengal warm AEs: 31 cold CEs: 26



SSH-SST coherent eddies: correlation between SST and heat flux anomalies.

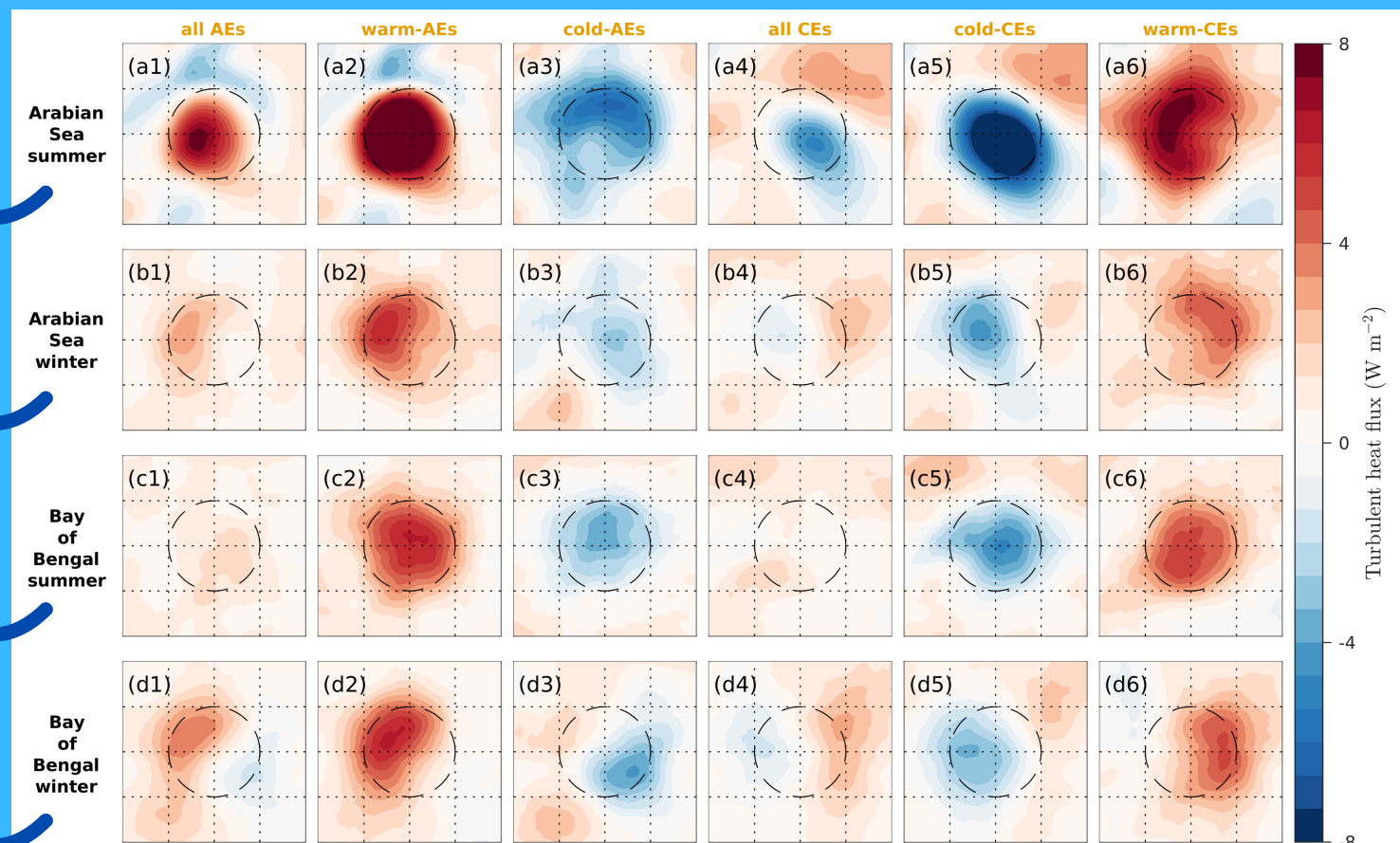
Combination of eddies leads to:

monopole

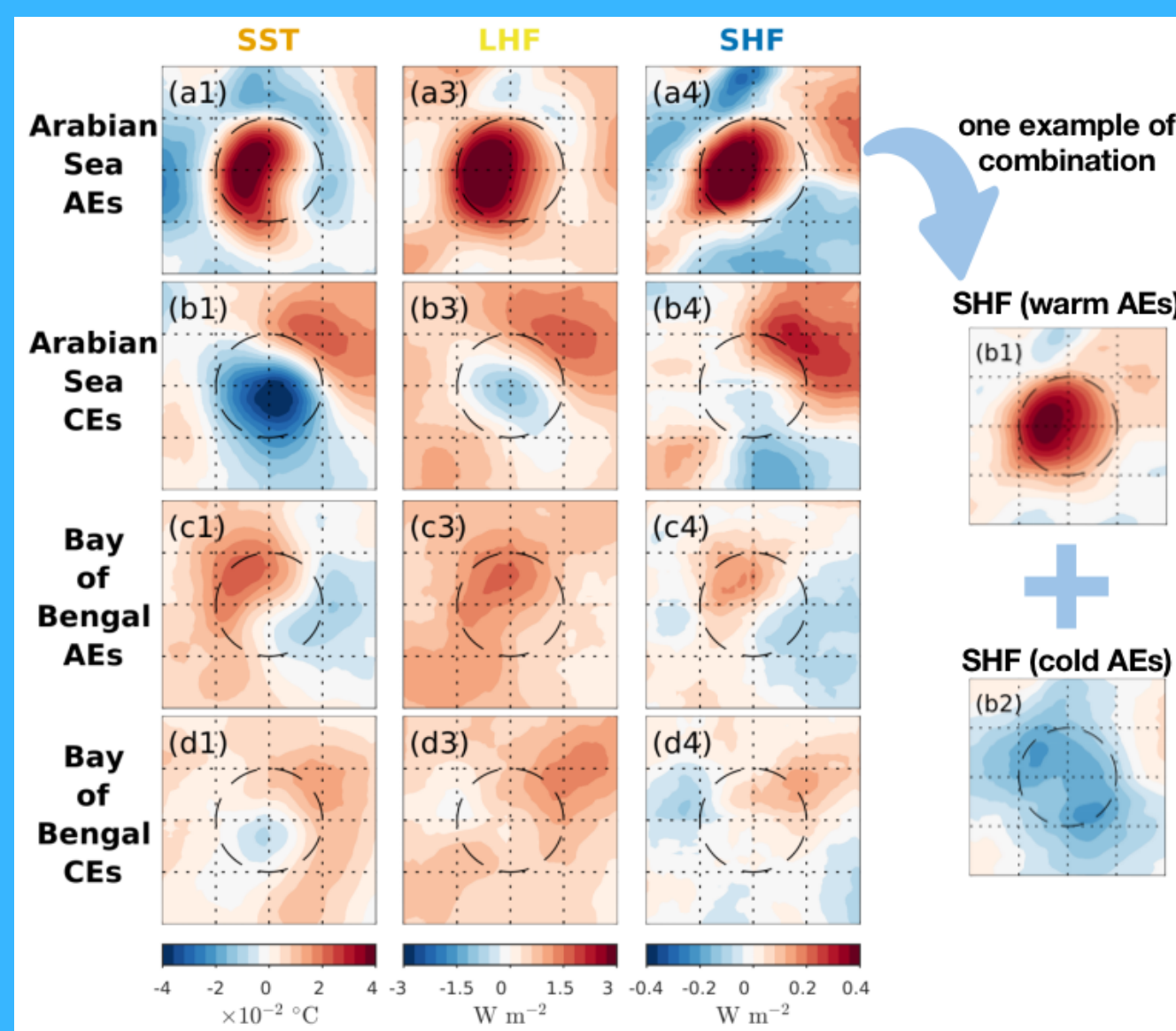
shifted monopole

cancellation

dipole



Seasonal characteristics of air-sea fluxes over eddies.



Eddy-induced SST, LHF and SHF (LHF and SHF were separated in terms of SST)

Region	Arabian Sea			Bay of Bengal				
	warm-AEs (50.1%)	cold-AEs (34.6%)	cold-CEs (44.0%)	warm-CEs (39.8%)	warm-AEs (50.7%)	cold-AEs (44.4%)	cold-CEs (46.0%)	warm-CEs (49.3%)
SST	0.32 ± 0.19	-0.31 ± 0.19	-0.32 ± 0.22	0.27 ± 0.16	0.25 ± 0.15	-0.27 ± 0.17	-0.26 ± 0.16	0.25 ± 0.15
Coef	62.5 ± 17.9	46.8 ± 22.6	52.1 ± 15.1	58.8 ± 25.2	75.1 ± 12.1	63.2 ± 6.2	63.0 ± 10.0	73.1 ± 16.1

Both SST anomalies and coupling coefficients are comparable for SSH-SST coherent and incoherent eddies.

Conclusions

- Air-sea coupling: a direct relationship between intensities of eddy-induced SST and turbulent heat fluxes.
- Semi-annual reversal of monsoon winds influences the proportion of coherent and incoherent eddies.
- The combination of coherent and incoherent eddies leads to:
 - monopolar structure similar to coherent eddies;
 - compensation resulting in null net flux;
 - dipolar pattern known as eddy-stirring effect.
- Mechanisms of incoherent eddies might include:
 - continuous air-sea heat exchange along eddy pathways;
 - subsurface diffusion below the mixed layer;
 - interior mode waters resulted from water mass subduction.

Acknowledgement:

This study is supported by NOAA Ocean Observing and Monitoring Division and NASA MEaSUREs (the Making Earth Science Data Records for Use in Research Environments) program.

References:

- Yu, 2023: OAFflux2: The second generation of the Objectively Analyzed Air-sea Fluxes of turbulent heat, moisture, and momentum (in prep).
- Chen and Yu, 2023: Signature of mesoscale eddies on air-sea heat fluxes in the North Indian Ocean (in prep).